



J THOMAS & COMPANY PRIVATE LIMITED
KOLKATA MARKET SYNOPSIS - SALE 16 (2026 - 27)

CTC
Market Report
· Strong demand.
· All sorts firm and sold at higher levels to last year.
·
Buying Analysis
· Hindustan Unilever & TCPL: Very Selective
· Western India: Active
· Other Internal/Local: Operated
·
Orthodox
Market Report
· Strong demand.
· Clean well made Whole Leaf grades sold at firm to occasionally dearer rates. Bolder Whole leaf witnessed better competition than last week.
· Well made Brokens firm around last levels. Cleaner Secondaries and fannings sold around last. Old season teas on offer were readily absorbed.
·
Buying Analysis
· Middle East : Active
· CIS: Good Support
·

DUST
Market Report
· Good demand
· Nominal quantity of Assam and Dooars witnessed good competition.
·
Buying Analysis
· Western India : Operated
· Other Internal/Local: Good enquiry
·
Darjeeling
Market Report
· Good demand
· Nominal quantity of first flush teas on offer were readily sold.
·
· Local/Internal: Mainstay

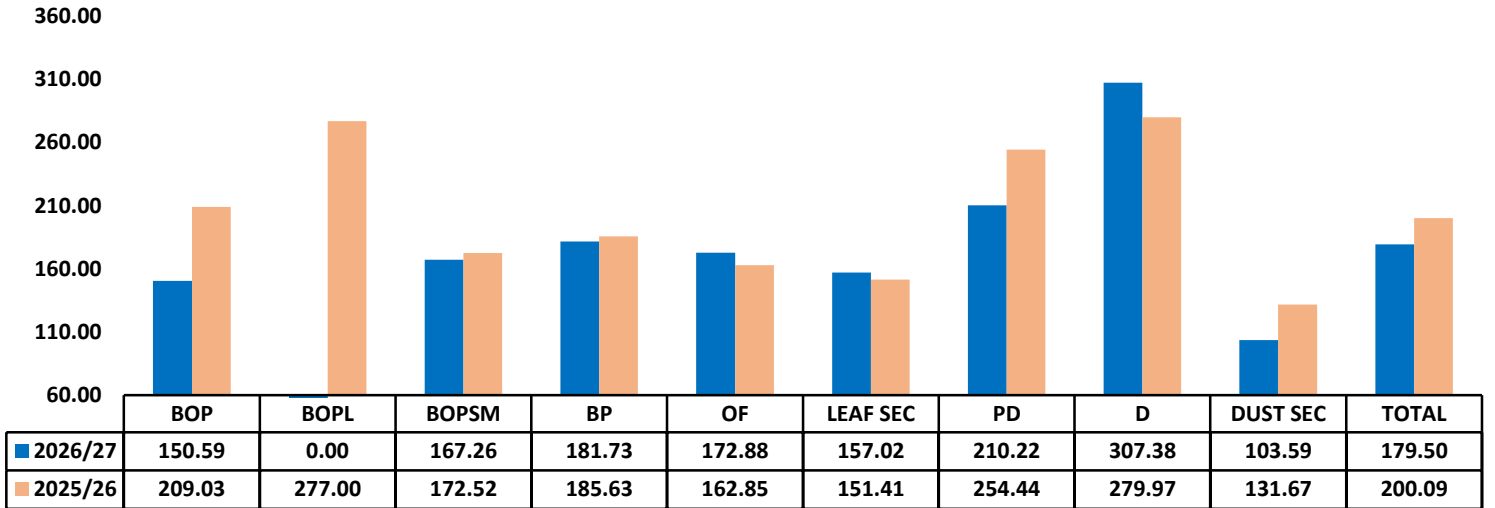
AUCTION AVERAGES

	2026/27			2025/26			UP TO SALE 16		
	SALE 16	SALE 15	+/-	SALE 16	SALE 15	+/-	2026/27	2025/26	2024/25
CTC LEAF	189.36	157.43	31.93	215.76	175.28	40.48	176.51	189.04	193.41
DUST	271.16	162.54	108.63	273.77	199.62	74.15	193.77	236.33	186.86
TOTAL	201.57	158.17	43.40	232.03	181.77	50.26	179.50	200.09	192.26
ORTHODOX	289.84	302.15	-12.31	300.65	304.96	-4.31	264.35	303.88	302.31
DARJEELING	827.47	1,303.26	-475.78	953.50	119.64	833.86	501.29	189.31	159.11
ALL TEAS	232.77	187.08	45.70	260.09	207.11	52.98	207.57	231.35	235.36

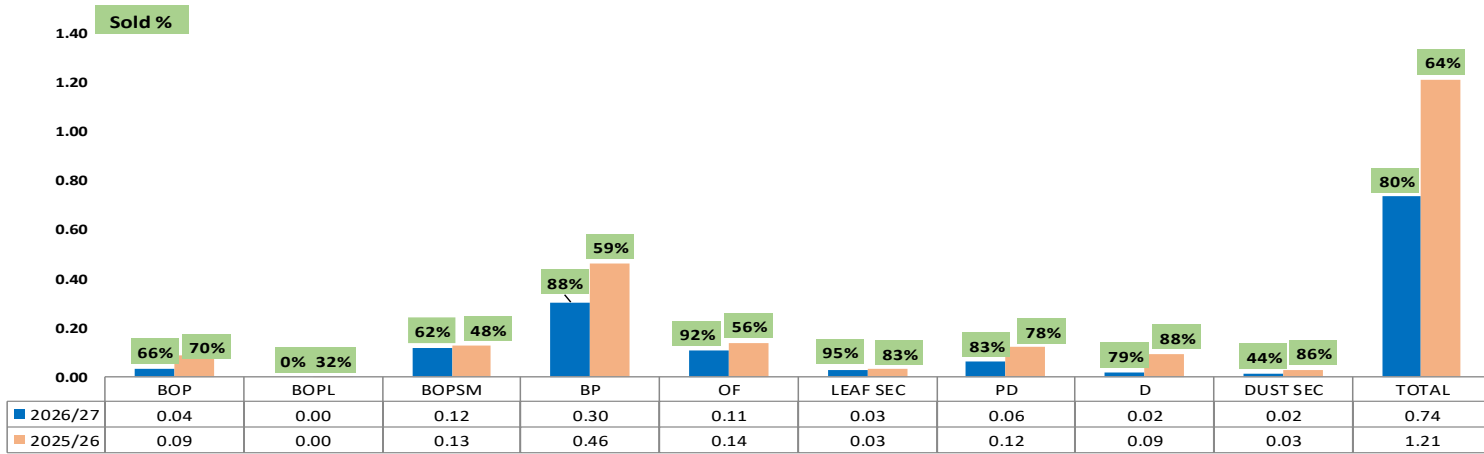
KOLKATA AUCTION AVERAGES

SALE	14	15	16	17	18	19
CTC LEAF	2026/27	179.91	157.43	189.36		
	2025/26	175.25	175.28	215.76	206.67	233.48
DUST	2026/27	133.64	162.54	271.16		
	2025/26	226.24	199.62	273.77	265.91	261.70
TOTAL	2026/27	167.88	158.17	201.57		
	2025/26	182.16	181.77	232.03	224.03	243.90
ORTHODOX	2026/27	210.07	302.15	289.84		
	2025/26	311.63	304.96	300.65	311.85	321.42
DARJEELING	2026/27	235.12	1,303.26	827.47		
	2025/26	202.00	119.64	953.50	1,268.50	842.65

Kolkata Gradewise Averages CTC Leaf / Dust Upto Sale 16



Kolkata Gradewise Sold Quantity (M. Kgs) CTC Leaf / Dust Upto Sale 16



KOLKATA GRADEWISE ORTHODOX AVARAGES UPTO SALE 16

GRADE	2026 - 27		2025 - 26		GRADE	2026 - 27		2025 - 26	
	QTY.	AVG	QTY.	AVG		QTY.	AVG	QTY.	AVG
TGFOP1	5111.3	428.05	18114.3	393.17	GFBOP	10696.7	309.28	29192.0	290.74
TGFOP	16527.6	394.20	59133.9	375.70	GBOP	14267.4	294.67	40011.8	267.32
GFOP	12482.7	380.37	33674.5	363.63	BPS	9657.4	381.41	13697.1	388.84
FOP	11632.5	319.88	39261.2	319.16	GBOP1/FBOP1	18016.4	206.25	32397.1	220.95
FBOP	29231.2	337.83	74303.0	311.73	BOPF/GOF/FOF	8839.3	198.01	28949.5	179.42

OFFER / SOLD QUANTITY & AVERAGE PRICE CTC / DUST												
	THIS SALE				LAST SALE				TO DATE			
	OFFERED	SOLD	AVG.	OUT %	OFFERED	SOLD	AVG.	OUT %	OFFERED	SOLD	AVG.	OUT %
BROKENS	2,62,988	2,12,525	188.45	19%	2,16,761	1,54,526	157.22	29%	5,96,800	4,64,476	176.30	22%
FANNINGS	53,062	48,532	198.03	9%	50,718	46,853	160.81	8%	1,30,583	1,19,237	181.74	9%
LEAF SEC.	15,641	15,641	174.87	0%	8,917	7,424	140.47	17%	28,582	27,090	157.02	5%
LEAF TOTAL	3,31,691.5	2,76,697.8	189.36	17%	2,76,395.3	2,08,803.6	157.43	24%	7,55,965.5	6,10,802.2	176.51	19%
DUST	63,654	45,846	276.97	28%	35,547	33,101	163.44	7%	1,38,476	1,13,086	205.76	18%
DUST SEC.	6,464	2,705	172.69	58%	2,437	2,437	150.22	0%	33,896	15,033	103.59	56%
DUST TOTAL	70,118.0	48,550.9	271.16	31%	37,984.0	35,538.0	162.54	6%	1,72,371.6	1,28,118.5	193.77	26%
TOTAL	4,01,809.5	3,25,248.7	201.57	19%	3,14,379.3	2,44,341.6	158.17	22%	9,28,337.1	7,38,920.6	179.50	20%

OFFER / SOLD QUANTITY & AVERAGE PRICE ORTHODOX												
WHOLE LEAF	91,585	67,371	328.84	26%	30,445	23,146	340.66	24%	1,89,280	1,38,839	293.48	27%
BROKENS	73,904	66,543	316.90	10%	28,641	21,954	326.36	23%	1,42,449	1,13,399	312.02	20%
FANNINGS	14,608	10,275	156.41	30%	1,948	1,495	183.26	23%	39,268	28,619	148.31	27%
SECONDARY	35,323	27,524	178.77	22%	14,007	10,187	179.94	27%	90,303	67,780	173.94	25%
ORTH. TOTAL	2,15,420.1	1,71,712.8	289.84	20%	75,040.6	56,781.7	302.15	24%	4,61,300.0	3,48,637.5	264.35	24%

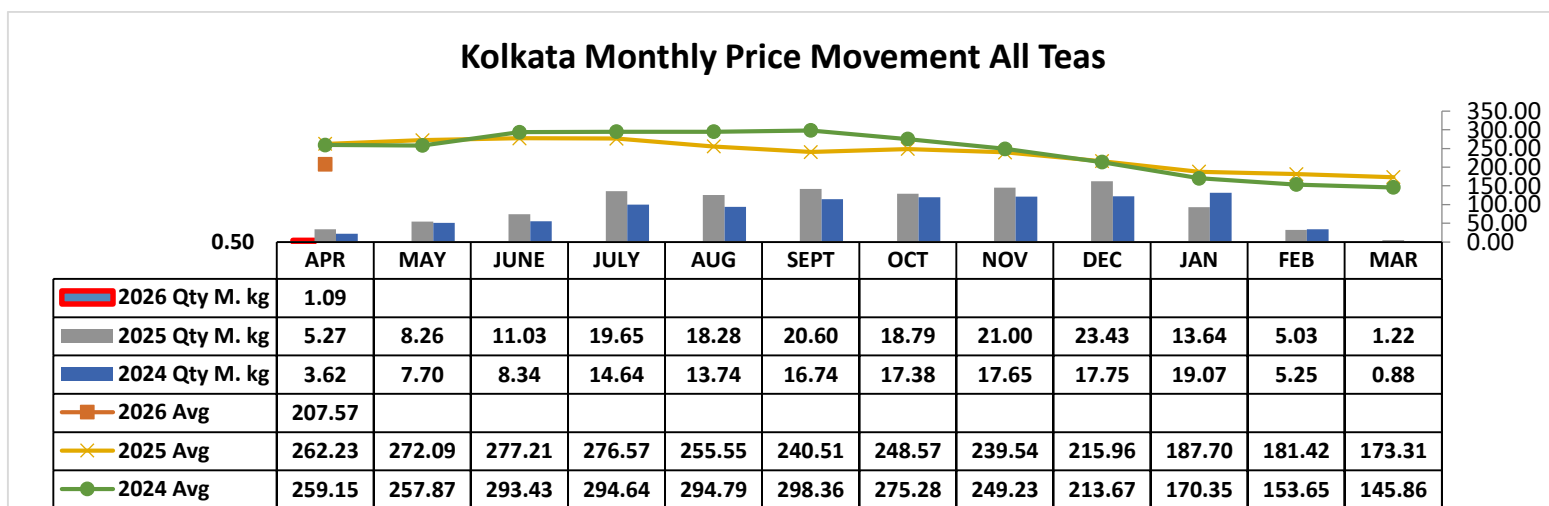
OFFER / SOLD QUANTITY & AVERAGE PRICE DARJEELING												
WHOLE LEAF	468	210	1,414.73	55%	632	474	1,303.26	25%	2,192	1,164	1,020.41	47%
BROKENS	111	111	501.00	0%	0	0	0.00	0%	778	552	229.45	29%
FANNINGS	267	267	501.50	0%	0	0	0.00	0%	2,060	1,492	196.80	28%
DARJ. TOTAL	846.1	587.6	827.47	31%	631.8	473.6	1303.26	25%	5,030.5	3,208.2	501.29	36%

OFFER / SOLD QUANTITY & AVERAGE PRICE												
CTC	THIS SALE				LAST SALE				TO DATE			
	OFFERED	SOLD	AVG.	OUT %	OFFERED	SOLD	AVG.	OUT %	OFFERED	SOLD	AVG.	OUT %
2026-27	331691.5	276697.8	189.36	17%	276395.3	208803.6	157.43	24%	755965.5	610802.2	176.51	19%
2025-26	429163.4	316715.5	215.76	26%	490190.2	310579.4	175.28	37%	1554332.9	930768.3	189.04	40%
DUST	OFFERED	SOLD	AVG.	OUT %	OFFERED	SOLD	AVG.	OUT %	OFFERED	SOLD	AVG.	OUT %
2026-27	70118.0	48550.9	271.16	31%	37984.0	35538.0	162.54	6%	172371.6	128118.5	193.77	26%
2025-26	145676.9	123456.5	273.77	15%	132492.1	112870.1	199.62	15%	350741.1	283871.5	236.33	19%
ORTHODOX	OFFERED	SOLD	AVG.	OUT %	OFFERED	SOLD	AVG.	OUT %	OFFERED	SOLD	AVG.	OUT %
2026-27	215420.1	171712.8	289.84	20%	75040.6	56781.7	302.15	24%	461300.0	348637.5	264.35	24%
2025-26	351459.7	302846.2	300.65	14%	165881.6	110696.6	304.96	33%	635658.0	524134.0	303.88	18%
DARJEELING	OFFERED	SOLD	AVG.	OUT %	OFFERED	SOLD	AVG.	OUT %	OFFERED	SOLD	AVG.	OUT %
2026-27	846.1	587.6	827.47	31%	631.8	473.6	1303.26	25%	5030.5	3208.2	501.29	36%
2025-26	374.0	103.0	953.50	72%	3560.8	1145.4	119.64	68%	4302.1	1334.8	189.31	69%
TOTAL	OFFERED	SOLD	AVG.	OUT %	OFFERED	SOLD	AVG.	OUT %	OFFERED	SOLD	AVG.	OUT %
2026-27	618075.7	497549.1	232.77	20%	390051.7	301596.9	187.08	23%	1394667.6	1090766.3	207.57	22%
2025-26	926674.0	743121.2	260.09	20%	792124.6	535291.4	207.11	32%	2545034.1	1740108.6	231.35	32%

PRICE RANGE	CTC LEAF					DUST				
% OF TEAS SOLD	2026/27		UP TO SALE 16			2026/27		UP TO SALE 16		
	SALE 16	SALE 15	2026/27	2025/26	2024/25	SALE 16	SALE 15	2026/27	2025/26	2024/25
	BELOW 160	47.79	61.84	50.19	58.81	49.52	25.45	66.47	55.14	34.39
BETWEEN 160.00-179.99	12.20	14.41	14.46	4.99	10.26	7.50	8.92	6.39	4.77	5.05
BETWEEN 180.00-199.99	9.84	11.22	10.80	3.54	5.07	1.08	8.45	5.18	1.31	0.91
BETWEEN 200.00-219.99	4.74	4.53	6.58	2.88	2.22	1.44	7.16	2.53	1.83	2.99
BETWEEN 220.00-239.99	2.07	2.50	3.37	1.20	1.88	0.00	0.00	1.19	1.90	3.57
BETWEEN 240.00-259.99	3.10	1.59	2.43	2.25	3.56	2.61	1.09	1.29	3.19	3.62
BETWEEN 260.00-279.99	1.93	0.94	1.69	2.83	4.70	2.94	0.00	1.11	5.08	3.92
ABOVE 280	18.34	2.97	10.48	23.50	22.78	58.99	7.91	27.17	47.54	25.72

PRICE RANGE	ORTHODOX					PRICE RANGE	DARJEELING		
% OF TEAS SOLD	2026/27		UP TO SALE 16			% OF TEAS SOLD	2026/27		UP TO SALE 16
	SALE 16	SALE 15	2026/27	2025/26	2024/25		SALE 16	SALE 15	2026/27
	BELOW 200	25.69	16.70	32.66	9.94		11.18	BELOW 300.00	0.00
BETWEEN 200.00-219.99	4.89	5.12	6.67	3.93	1.59	BETWEEN 301.00-400.99	0.00	0.00	3.94
BETWEEN 220.00-239.99	5.51	2.78	5.43	4.79	3.18	BETWEEN 401.00-500.99	21.55	0.00	12.92
BETWEEN 240.00-259.99	1.34	3.91	4.21	5.05	3.43	BETWEEN 501.00-600.99	42.75	0.00	7.83
BETWEEN 260.00-279.99	2.08	0.63	2.37	9.33	4.76	BETWEEN 601.00-700.99	0.00	0.00	0.00
ABOVE 280	60.49	70.86	48.66	66.96	75.85	ABOVE 701.00	35.70	100.00	23.38

FUTURE FRESH OFFERING (IN PACKAGES)															
SALE NO	THIS YEAR-2026 - 27					LAST YEAR-2025 - 26					DIFFERENCE				
	CTC LEAF	ORTH.	DARJ.	DUST	TOTAL	CTC LEAF	ORTH.	DARJ.	DUST	TOTAL	CTC LEAF	ORTH.	DARJ.	DUST	TOTAL
17	15375	15946	395	5695	37411	16380	31282	143	7644	55449	-1005	-15336	252	-1949	-18038
18	15598	23340	913	9458	49309	24374	43358	404	13367	81503	-8776	-20018	509	-3909	-32194
TOTAL	30973	39286	1308	15153	86720	40754	74640	547	21011	136952	-9781	-35354	761	-5858	-50232



CTTA BUYING (ALL TEAS) FOR THE SALE 16

CTTA BUYING (ALL TEAS) FOR THE SALE 16											
	CTC LEAF			DUST				TOTAL			
	SALE 16										
OFFER	3,31,691.5		Kgs	OFFER	70,118.0		Kgs	OFFER	4,01,809.5		Kgs
SOLD	2,76,697.8		Kgs	SOLD	48,550.9		Kgs	SOLD	3,25,248.7		Kgs
SOLD %	83%			SOLD %	69%			SOLD %	81%		
ZONES	KGS.	AVG.	%		Kgs	AVG	%		Kgs	AVG	%
Local	1,03,696.4	187.37	37%	W.India	17,646.5	275.42	36%	Local	1,07,883.4	187.43	33%
N.India	38,321.0	156.74	14%	HUL	11,075.5	332.67	23%	W.India	41,509.6	253.67	13%
Others	28,618.3	233.81	10%	Local	4,187.0	188.95	9%	N.India	39,345.0	155.82	12%
WI.Pack	27,491.9	178.85	10%	S.India	3,248.0	224.19	7%	Others	31,144.7	237.10	10%
Exports	25,542.0	176.06	9%	Packeteers	3,223.5	158.08	7%	WI.Pack	29,642.9	193.32	9%
W.India	23,863.1	237.58	9%	Exports	2,696.5	250.59	6%	Exports	28,238.5	183.18	9%
HUL	15,116.6	186.64	5%	Others	2,526.4	274.38	5%	HUL	26,192.1	248.39	8%
S.India	7,215.3	185.40	3%	WI.Pack	2,151.0	378.27	4%	S.India	10,463.3	197.44	3%
TCPL	4,789.0	114.12	2%	N.India	1,024.0	121.33	2%	TCPL	4,789.0	114.12	1%
NI.Pack	2,044.2	235.13	1%	NI.Pack	772.5	368.71	2%	Packeteers	3,223.5	158.08	1%
								NI.Pack	2,816.7	271.77	1%
Grand Total	2,76,697.8	189.36	100%	TOTAL	48,550.9	271.16	100%	TOTAL	3,25,248.7	201.57	100%

	ORTHODOX			DARJEELING			
	SALE 16						
OFFER	2,15,420.1		Kgs	OFFER	846.1		Kgs
SOLD	1,71,712.8		Kgs	SOLD	587.6		Kgs
SOLD %	80%			SOLD %	69%		
ZONE	Kgs	AVG	%		Kgs	AVG	%
Middle East	90,041.8	283.44	52%	Local	461.0	944.59	78%
Domestic	35,503.3	322.60	21%	Exports	126.6	401.00	22%
Others	16,388.2	291.09	10%				
Exports	13,398.2	254.97	8%				
Local	7,568.4	309.60	4%				
W.India	4,966.4	196.06	3%				
N.India	1,329.5	164.37	1%				
CIS	1,327.0	373.07	1%				
CONTINENT	938.0	566.90	1%				
Other Exports	252.0	180.00	0%				
TOTAL	1,71,712.8	289.84	100%	TOTAL	587.6	827.47	100%

ASSAM CTC BATTING ORDER (GTAC+CTTA) Sale 14 to 16

MARK	2026-27		2025-26	
	KGS	AVG	KGS	AVG
DECKIAJULI	3639	528.84	649	485.98
HALMARI	6044	495.90	6935	431.57
BANAMALIE	281	433.59	1181	422.54
LIGRIPOOKRIE	1302	424.14	0	0.00
DOOMNI	6617	413.47	4891	342.11
SILONIBARI	420	413.00	4727	357.11
GELAKEY	1154	410.67	1794	368.13
GHILLIDARY	1117	410.30	175	352.00
DOOLAHAT	6860	406.73	14231	329.26
HALMIRA	4439	405.59	1090	380.09
KAMARBUND	668	405.54	454	384.09
DUKLINGIA	2847	404.27	6193	386.20
DEOHALL	1343	400.38	3431	365.75
KENDUGURI HI GROWN	635	398.16	1668	341.08
ROMAI	5928	390.94	0	0.00
DEHA	1673	388.61	1721	350.42
BIJLEEJAN	4979	388.37	15517	376.22
BORBAM	485	387.35	5393	371.03
HAPJAN	4096	384.03	16981	306.47
AIDEOBARIE PREMIUM	506	383.59	1453	317.04
BORSAPORI	4215	382.79	1615	389.70
BORSILLAH	309	381.34	1913	384.41
BAHIPOOKRI	15935	379.32	0	0.00
NAGRIJULI	1490	379.18	0	0.00
TEEN ALI	1081	375.20	1946	363.80

DOOARS CTC BATTING ORDER (STAC+CTTA) Sale 14 to 16

MARK	2026-27		2025-26	
	KGS	AVG	KGS	AVG
GHATIA ROYAL	15440	382.21	6705	348.39
BINAGURI	72370	378.22	41634	361.06
KARTICK	25535	374.56	12736	392.91
RYDAK	42136	357.19	43542	345.29
GRASSMOREROYAL	7263	351.63	0	0.00
HOPE	24438	344.84	21546	327.44
BARADIGHI	35294	342.26	30404	375.69
GHATIA	444	340.51	0	0.00
ZURRANTEE	8563	340.17	20100	310.94
JITI	71028	336.71	40932	316.42
GULMA	42343	335.00	23426	354.03
DANGUAJHAR	59942	334.89	35391	306.83
MAINAKROYAAL	3463	333.38	7990	312.14
CHULSA	5052	333.24	0	0.00
BHATKAWA	9089	331.93	8031	337.02
MECHPARA	6639	330.23	15779	305.95
MORAGHAT	50444	330.11	24259	334.96
ARYAMAN	7286	329.98	0	0.00
RUNGAMUTTEE	5715	324.95	0	0.00
PALASHBARI(ROYAL)	5458	320.88	7050	294.64
DALGAON	50938	319.83	53879	317.61
GANDRAPARA	74836	318.84	95376	302.81
LOOKSUNROYAL	1744	318.09	1022	290.40
CHALOUNI	19496	317.40	0	0.00
PAHARGOOMIAH	20291	316.79	37618	335.00

ASSAM ORTHODOX BATTING ORDER (GTAC+CTTA) Sale 14 to 16

MARK	2026-27		2025-26	
	KGS	AVG	KGS	AVG
MAHABIRBARI	4	2150.50	0	0.00
DOOMNI	47	1404.43	27	1726.00
DEJOO	3705	471.96	0	0.00
METHONI	1695	388.89	0	0.00
ORANGAJULI	7337	384.18	0	0.00
NALANI	782	383.09	5883	351.04
PANITOLA	248	382.77	21266	332.01
BORPATRA	4052	380.62	1238	334.35
MAJULIGHUR	5369	366.43	16855	333.57
BORNADI	666	360.52	0	0.00
BEESAKOPIE	17538	359.70	15	3334.33
DAISAJAN	8080	351.84	9250	326.69
HARMUTTY	313	351.79	8160	380.40
GREENTWIGS	375	350.50	0	0.00
KOILAMARI	4339	349.87	9607	377.00
BARGANG	12524	349.14	11421	277.52
PHILLOBARI	1439	342.98	3089	352.20
MAJBARI	2204	334.34	30954	303.06
BOKEL	6096	328.92	11391	331.01
NONAIPARA	10407	326.62	2941	302.38
HARCHURAH	697	318.72	0	0.00
HATTIALLI	6193	316.32	36544	343.76
GUIJAN	7676	312.76	13109	278.07
SINGRIMARI	23875	310.93	20964	263.12
DIKSAM	824	307.19	1783	321.23

DARJEELING BATTING ORDER Sale 14 to 16

MARK	2026-27		2025-26	
	KGS	AVG	KGS	AVG
UPPER FAGU	1001	1160.38	0	0.00
SNOWVIEW	126	401.00	0	0.00

[Follow us on:](#)

